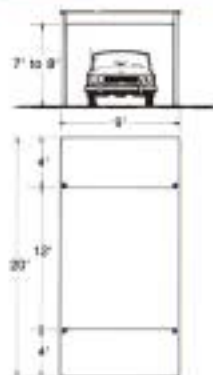
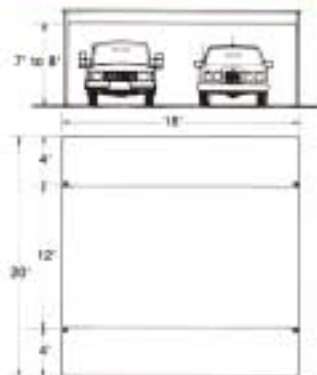


LAYOUTS



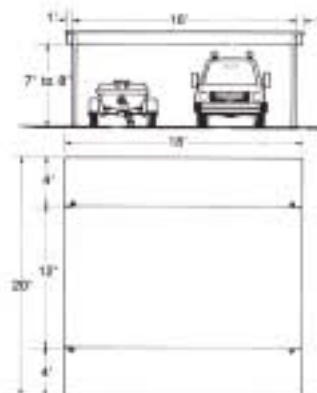
HALF BAY WITH
FLUSH ROOF



ONE BAY WITH
FLUSH ROOF



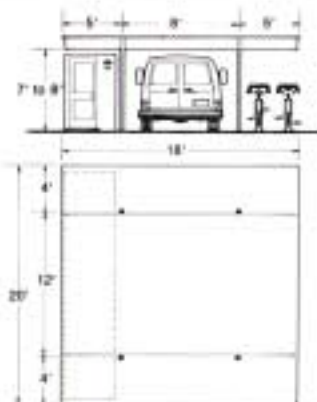
HALF BAY WITH
OVERHANG ROOF



ONE BAY WITH
OVERHANG ROOF

ALTERNATE LAYOUT

ONE BAY WITH
CANTILEVER ROOF



MASS PRODUCTION MEANS SAVINGS TO YOU.

Engineered for your area as a free standing and self supporting structure. Structures are designed for wind and snow load requirements in various parts of the United States.

Framing and deep-rib roof deck are of cold-formed, galvanized steel which gives extra strength and makes your carport/shelter maintenance free.

Durability is assured as the panels are manufactured from sheet steel with a galvanized coating of the highest purity zinc—1.25 ounce per square foot average is guaranteed.

Square columns are galvanized with a high-purity zinc coating of 2.00 ounces per square foot.

Field painting eliminated: No job site painting is necessary because the panels are pre-painted! The baked-on enamel finish is mill applied to the galvanized steel while it is in coil form. This provides a finish that is uniform in color, gloss, texture and thickness. Paint-adhesion and maximum durability is insured.

The baked-on mill finish adds eye appeal to any structure. The finish lasts for years and years without maintenance.

Easy erection with no costly job site welding—the framing screws together and roof panels fasten to frame with self-drilling screws!

GENERAL SPECIFICATIONS

American Carports & Shelters are designed to insure compliance to your local building codes. Necessary plans and installation instructions are furnished with each structure. All plans and calculations will be certified by registered Engineers in your state, if required.

DESIGN CRITERIA: Beams and decking were designed in accordance with American Iron & Steel Institute.

PRE-FABRICATED ECONOMY: All components, decking, framing and columns are ready for erection as received. Even the self-drilling hardware comes with pre-assembled metal and neoprene washers.

ENVIRONMENTALLY PROTECTED: All components of American Carports & Shelters have been coated to insure a long, trouble-free life.

DRAINAGE is accomplished by sloping the roof.

HEAD CLEARANCE: Standard clearance is 7' to 8'.

AMERICAN CARPORTS & SHELTERS



AMERICAN CARPORTS & SHELTERS

P.O. Box 879 • Sherman, Texas 75091
(903) 892-1911

- ★ Do-It-Yourself
- ★ Easy Assembly
- ★ Save \$\$\$ Money
- ★ Easy to Follow Instructions